

FOOD WASTE RECYCLING

How to use
your new
service

Fill your caddy from 23 March 2026

We will collect your food waste from 30 March 2026

 Blaby District recycles

**Blaby** District Council
the heart of Leicestershire

1

WHY ARE WE MAKING CHANGES?

All councils in England are required by the government to introduce weekly food waste collections in 2026.

By recycling your food waste, you will help cut down the amount of waste that ends up in landfill. Food waste that is sent to landfill rots and releases methane – a harmful greenhouse gas that is 25 times more potent than carbon dioxide. This has a big impact on the environment and climate change.

You should have received a caddy pack, which includes:



A 7 litre kitchen caddy



A starter roll of bags to line the kitchen caddy



A 23 litre outdoor food caddy


Not received everything? Let us know by completing a form at www.blaby.gov.uk/foodwaste

What happens to your food waste once collected?


When recycled, food waste can be turned into something useful. Your food waste is taken to an anaerobic digestion facility where it is used to generate natural forms of energy, such as biogas, an excellent alternative to fossil fuels and a fertiliser which can be used in farming.

2 WHAT CAN I PUT IN MY CADDY?

You can recycle all your food waste including the following:



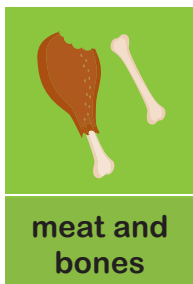
- ✓ All uneaten food and plate scrapings




- ✓ Dairy products
- ✓ Cheese
- ✓ Eggs




- ✓ Bread
- ✓ Cakes
- ✓ Pastries




- ✓ Raw meat
- ✓ Cooked meat
- ✓ Bones




- ✓ Tea bags
- ✓ Coffee grounds




- ✓ Raw vegetables
- ✓ Cooked vegetables
- ✓ Whole fruit
- ✓ Peelings



- ✓ Raw fish
- ✓ Cooked fish
- ✓ Bones



- ✓ Rice
- ✓ Pasta
- ✓ Beans



- ✓ Pet food

Please do not put any of these materials in your caddy

- ✗ Packaging of any kind (except the bag)
- ✗ Liquids such as milk
- ✗ Oil or liquid fat
- ✗ Any material that is not food waste



3

RECYCLING YOUR FOOD WASTE HAS NEVER BEEN EASIER

We will provide a convenient weekly food waste recycling service.

- 1 Line your kitchen caddy with any bag - it can be a plastic one or one from the starter roll provided, then place your food waste inside it.



If you would rather use your own indoor container that's fine – do whatever works for you.

- 2 Whenever you need to empty your kitchen caddy, remove the bag, tie the top and put it in your outdoor food caddy.



Remember to not let your caddy get too full before emptying it.

- 3 Your outdoor food caddy comes with a lockable handle. Place the handle in the back position. Put your hand firmly on the lid and then bring the handle over to the front lock position.



When you've used your starter roll of bags, please source your own. If you have any questions on the type of bag to use see www.blaby.gov.uk/foodwaste.

4 COLLECTIONS

From 30 March we will collect food waste every week on the same day as we collect your usual waste and recycling - using a different vehicle.

Please put your outdoor food caddy with the handle in the locked position at the edge of your property with your other waste or recycling.



**FOOD WASTE
IS COLLECTED ON YOUR
USUAL COLLECTION DAY**

**MAKE SURE YOUR
OUTDOOR CADDY IS OUT BY
6.30AM**



5

FREQUENTLY ASKED QUESTIONS



What if I don't produce any food waste?

Remember there is no amount too small. The best thing we can do with our food is enjoy it but some waste like banana skins, meat and fish bones, tea bags and plate scrapings are inevitable and these can all be recycled.

I don't have time to do this – why should I?

It's just as easy to put your food waste in your kitchen caddy as your kitchen bin. It's important to reduce the amount of food waste going to landfill. Food waste that is sent to landfill rots and releases methane – a harmful greenhouse gas.

I don't have space for the caddy, what should I do?

A lot of people find that keeping it under the sink, next to the kitchen bin or on the work top is practical. And remember you can use your own container if you prefer something more stylish. You could also put your bagged food waste directly into your outside caddy.

Will the food in my bin smell and attract vermin?

Not if you empty your kitchen caddy regularly into the outdoor food waste caddy and tie up the bag. Your orange lidded outdoor caddy has a lockable lid which will stop vermin getting in.



If you have any queries scan the QR code or visit: www.blaby.gov.uk/foodwaste